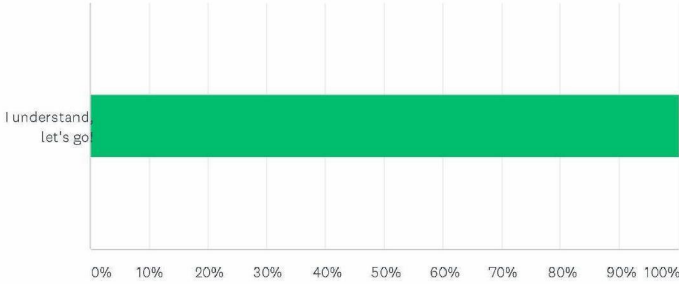


Q1 It is important to realize, that there are no wrong answers. Whatever your answer is, is a good answer, because we want to know how you feel about it. You also don't have to fill in your name. The survey is 100% anonymous. This means that we can't see your specific answers, only the combined answers of all the participants together. So please be as honest as possible!

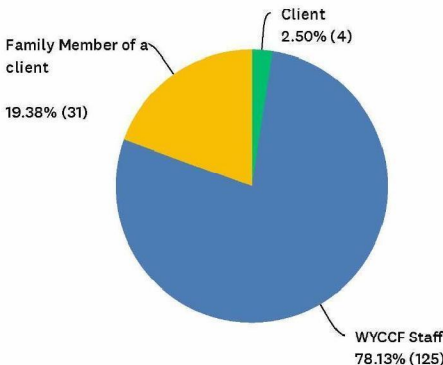
Answered: 142 Skipped: 18



| ANSWER CHOICES | RESPONSES |
|-------------------------|-------------|
| I understand, let's go! | 100.00% 142 |
| TOTAL | 142 |

Q2 What are you?

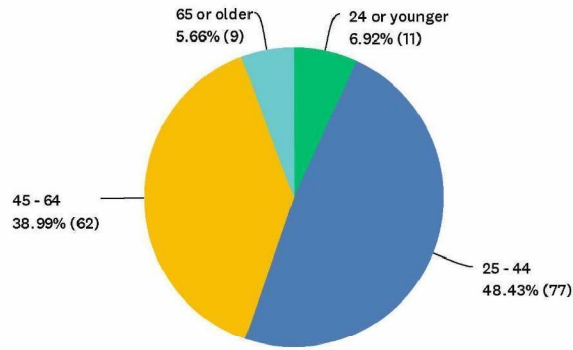
Answered: 160 Skipped: 0



| ANSWER CHOICES | RESPONSES | |
|---------------------------|-----------|-----|
| Client | 2.50% | 4 |
| WYCCF Staff | 78.13% | 125 |
| Family Member of a client | 19.38% | 31 |
| TOTAL | | 160 |

Q3 How old are you?

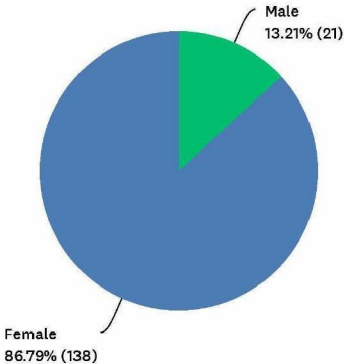
Answered: 159 Skipped: 1



| ANSWER CHOICES | RESPONSES | |
|----------------|-----------|-----|
| 24 or younger | 6.92% | 11 |
| 25 - 44 | 48.43% | 77 |
| 45 - 64 | 38.99% | 62 |
| 65 or older | 5.66% | 9 |
| TOTAL | | 159 |

Q4 Are you male or female

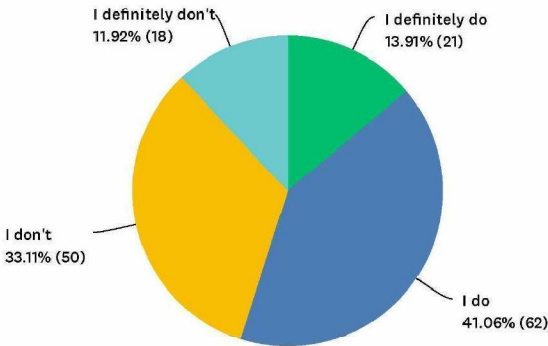
Answered: 159 Skipped: 1



| ANSWER CHOICES | RESPONSES | |
|----------------|-----------|-----|
| Male | 13.21% | 21 |
| Female | 86.79% | 138 |
| TOTAL | | 159 |

Q5 I believe that vaccines prevent people from getting sick

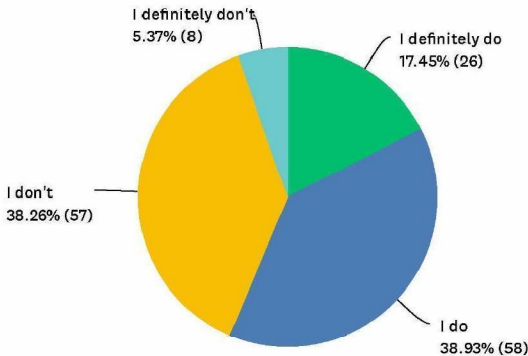
Answered: 151 Skipped: 9



| ANSWER CHOICES | RESPONSES | |
|--------------------|-----------|-----|
| I definitely do | 13.91% | 21 |
| I do | 41.06% | 62 |
| I don't | 33.11% | 50 |
| I definitely don't | 11.92% | 18 |
| TOTAL | | 151 |

Q6 I believe that vaccines, in general, can be harmful to your health

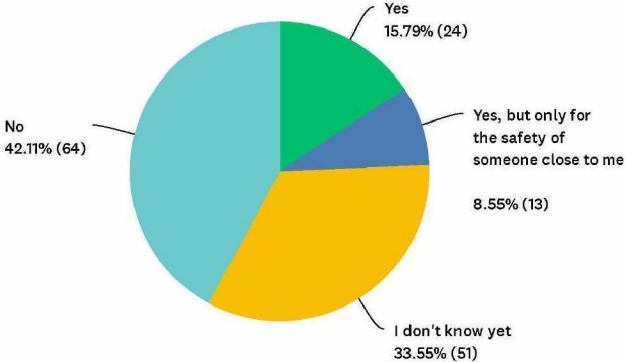
Answered: 149 Skipped: 11



| ANSWER CHOICES | RESPONSES | |
|--------------------|-----------|-----|
| I definitely do | 17.45% | 26 |
| I do | 38.93% | 58 |
| I don't | 38.26% | 57 |
| I definitely don't | 5.37% | 8 |
| TOTAL | | 149 |

Q7 If the St. Maarten government would provide a fully tested vaccine for Covid-19, and you would fall in one of the priority groups to receive one, would you take the vaccine?

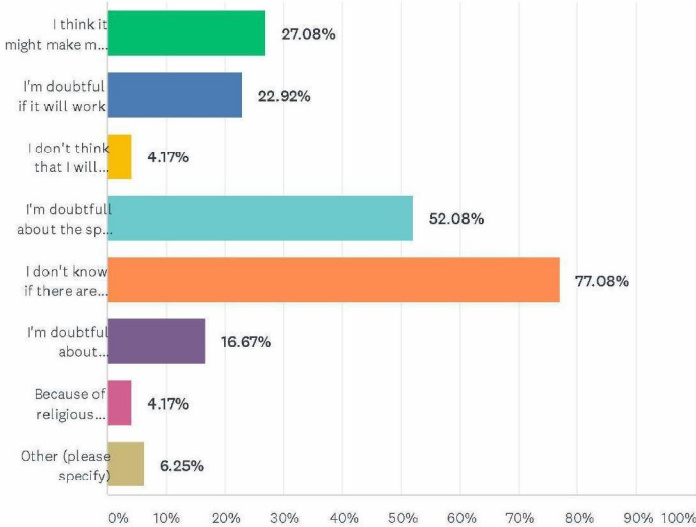
Answered: 152 Skipped: 8



| ANSWER CHOICES | RESPONSES | |
|---|-----------|-----|
| Yes | 15.79% | 24 |
| Yes, but only for the safety of someone close to me | 8.55% | 13 |
| I dont know yet | 33.55% | 51 |
| No | 42.11% | 64 |
| TOTAL | | 152 |

Q8 What is the reason that you are doubtful about taking the vaccine?(You can mark multiple boxes)

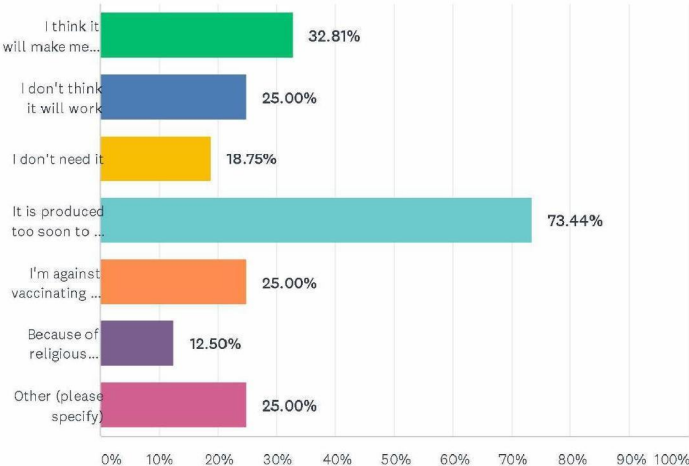
Answered: 48 Skipped: 112



| ANSWER CHOICES | RESPONSES | |
|---|-----------|----|
| I think it might make me sick | 27.08% | 13 |
| I'm doubtful if it will work | 22.92% | 11 |
| I don't think that I will need it | 4.17% | 2 |
| I'm doubtful about the speed that it has been produced in | 52.08% | 25 |
| I don't know if there are any serious side effects on the long term | 77.08% | 37 |
| I'm doubtful about vaccinating in general | 16.67% | 8 |
| Because of religious reasons | 4.17% | 2 |
| Other (please specify) | 6.25% | 3 |
| Total Respondents: 48 | | |

Q9 What is the reason that you don't want to vaccinate?(You can mark multiple boxes)

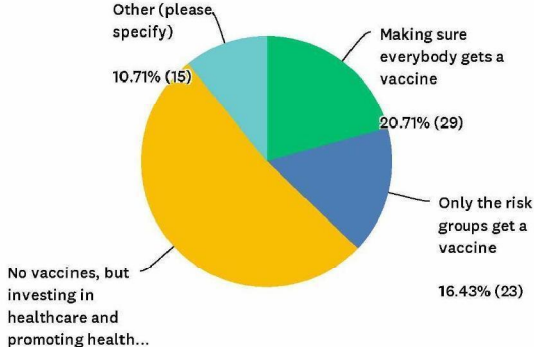
Answered: 64 Skipped: 96



| ANSWER CHOICES | RESPONSES | |
|------------------------------------|-----------|----|
| I think it will make me sick | 32.81% | 21 |
| I don't think it will work | 25.00% | 16 |
| I don't need it | 18.75% | 12 |
| It is produced too soon to be safe | 73.44% | 47 |
| I'm against vaccinating in general | 25.00% | 16 |
| Because of religious reasons | 12.50% | 8 |
| Other (please specify) | 25.00% | 16 |
| Total Respondents: 64 | | |

Q10 The only way to end this pandemic and make everything go back to normal, in my opinion, is:

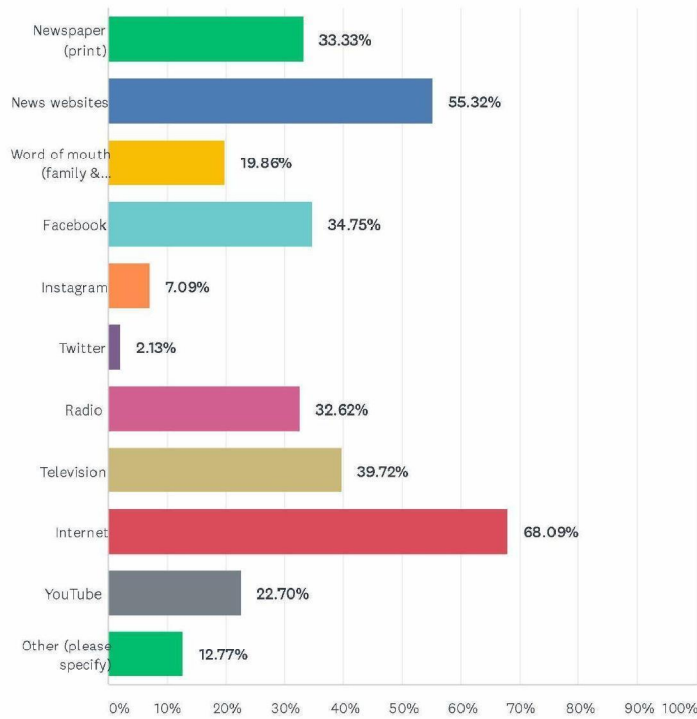
Answered: 140 Skipped: 20



| ANSWER CHOICES | RESPONSES |
|---|-----------|
| Making sure everybody gets a vaccine | 20.71% 29 |
| Only the risk groups get a vaccine | 16.43% 23 |
| No vaccines, but investing in healthcare and promoting healthy lifestyles | 52.14% 73 |
| Other (please specify) | 10.71% 15 |
| TOTAL | 140 |

Q11 What media do you mostly go to, to get your information about the Covid-19 and the Covid-19 vaccine (you can mark multiple boxes)

Answered: 141 Skipped: 19



WYCCF Vaccine Survey

SurveyMonkey

| ANSWER CHOICES | RESPONSES | |
|----------------------------------|-----------|----|
| Newspaper (print) | 33.33% | 47 |
| News websites | 55.32% | 78 |
| Word of mouth (family & friends) | 19.86% | 28 |
| Facebook | 34.75% | 49 |
| Instagram | 7.09% | 10 |
| Twitter | 2.13% | 3 |
| Radio | 32.62% | 46 |
| Television | 39.72% | 56 |
| Internet | 68.09% | 96 |
| YouTube | 22.70% | 32 |
| Other (please specify) | 12.77% | 18 |
| Total Respondents: 141 | | |